

OPENLIMIT HOLDING AG

SWITZERLAND / SOFTWARE – ELECTRONIC SIGNATURE

Primary exchange: Frankfurt
 Bloomberg symbol: O5H GR
 ISIN: CH0022237009

Q3 PREVIEW

| | |
|--------------------------|-------------------|
| RATING: | Strong Buy |
| PRICE TARGET: | €5.00 |
| RETURN POTENTIAL: | 284.6% |
| RISK RATING: | High |

STRONG GROWTH IN Q3

OPENLiMiT will release Q3 results on 7 November. As table 1 overleaf shows, we look for sales of CHF 1.0m (+227%) and EBIT of CHF 0.01m (Q3 2007: CHF 0.3m and CHF -0.4m respectively). As is customary at OPENLiMiT, sales and profits will be concentrated in Q4, when the company expects to complete several large projects. Deteriorating economic conditions mean that we cannot exclude the possibility that some of the revenues planned for 2008 are delayed until 2009. However, for the time being we leave our forecasts unchanged. Our view of the company's medium- and long-term prospects is very positive. We maintain our €5.00 price target and Strong Buy rating.

Strong Q4 expected Like most software companies, OPENLiMiT's revenues are concentrated in the fourth quarter. In 2007 OPENLiMiT booked 75% of its revenues in Q4. We expect this figure to be similarly high in 2008. As recent profit warnings from IDS Scheer and SAP have shown, the software industry has been adversely affected by the deterioration in economic conditions. OPENLiMiT's products offer clear and significant cost savings to customers. Against this background the company's products may be more resilient to the downturn than those of other vendors. At the same time the current economic uncertainty means that we cannot exclude the possibility that some of the revenues planned for 2008 are delayed until 2009.

Prospects for 2009 are good The uncertain economic outlook notwithstanding, we continue to expect high double-digit sales growth in 2009. The main growth drivers will be arrears billing, e-Invoicing, electronic archiving, e-Government (electronic ID, electronic registry office, e-Health, electronic tax declaration) and electronic waste management. On the product side this growth will be facilitated by the release of new archiving software scheduled for December 2008 (supporting ArchiSafe) as well as a new middleware product, 3.0 (supporting eCard-API), which OPENLiMiT will release in mid-2009.

Maintaining Strong Buy recommendation Momentum behind electronic signature technology continues to grow strongly. Although there is some uncertainty about the timing of revenues planned for Q4, we maintain our Strong Buy recommendation.

FINANCIAL HISTORY & PROJECTIONS

| | 2005 | 2006 | 2007 | 2008E | 2009E | 2010E |
|-------------------|-------|--------|--------|-------|-------|-------|
| Revenue (€m) | 0.18 | 0.72 | 2.95 | 4.80 | 9.00 | 14.67 |
| Y-o-y growth | na | 302.6% | 307.6% | 62.6% | 87.5% | 63.0% |
| EBIT (€m) | -3.33 | -0.25 | 0.51 | 1.71 | 5.33 | 9.24 |
| EBIT margin | na | na | 12.8% | 28.0% | 49.5% | 63.0% |
| Net income (€m) | 0.44 | 0.61 | 0.60 | 1.50 | 4.70 | 9.70 |
| EPS (diluted) (€) | 0.03 | -0.07 | 0.06 | 0.10 | 0.30 | 0.62 |
| P/E (x) | 43.3 | na | 21.7 | 13.0 | 4.3 | 2.1 |
| DPS (€) | 0.00 | 0.00 | 0.00 | 0.00 | 0.00 | 0.00 |
| Yield | 0.0% | 0.0% | 0.0% | 0.0% | 0.0% | 0.0% |

RISKS

Risks to our price target include but are not limited to: delay in large projects, erosion of the company's present competitive lead, further dilution of shareholders' interests and the failure of electronic signature applications to achieve widespread market acceptance.

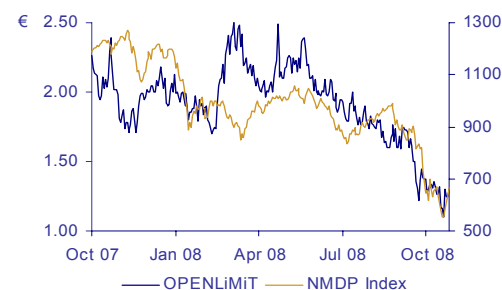
COMPANY PROFILE

OPENLiMiT Holding AG develops and markets software applications for electronic signature, encryption and related fields. The company's internationally recognised Common Criteria-certified software products enhance the security, provability and efficiency of electronic transactions, workflow, communications and data. The company employed 45 full-time staff as of 30 September 2008.

TRADING DATA

| | |
|--------------------------|--------------|
| Closing price (03.11.08) | €1.30 |
| Shares outstanding | 15.76m |
| Market capitalisation | €20.48m |
| 52-week range | €1.10 / 2.50 |
| Av. vol. (12 months) | 14,310 |

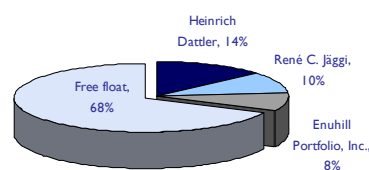
STOCK OVERVIEW



COMPANY DATA (as of 30 June 2008)

| | |
|----------------------|-----------|
| Liquid assets | CHF 1.74m |
| Current assets | CHF 2.92m |
| Intangible assets | CHF 3.09m |
| Total assets | CHF 6.20m |
| Current liabilities | CHF 0.29m |
| Shareholders' equity | CHF 5.91m |

SHAREHOLDERS





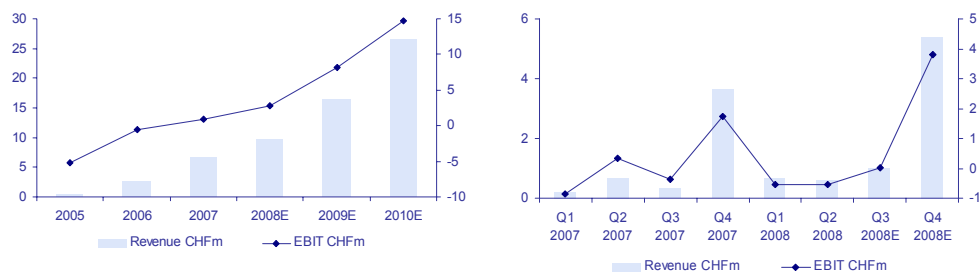
QUARTERLY, HALF-YEAR AND 9M RESULTS & ESTIMATES

| All figures in CHFm | HI 2007 | HI 2008 | % change | Q3 2007 | Q3 2008E | % change | 9M 2007 | 9M 2008E | % change |
|---------------------|---------|---------|----------|---------|----------|----------|---------|----------|----------|
| Sales | 0.90 | 1.26 | 39.1% | 0.31 | 1.00 | 227.5% | 1.21 | 2.26 | 86.7% |
| Total output | 1.76 | 2.21 | 25.4% | 0.76 | 1.67 | 119.1% | 2.52 | 3.88 | 53.7% |
| EBIT | -0.53 | -1.08 | -103.8% | -0.36 | 0.01 | na | -0.89 | -1.07 | -20.7% |
| Margin (%) | -30.2% | -49.1% | - | -47.0% | 0.5% | - | -35.3% | -27.7% | - |

Table 1

Source: OPENLiMiT, First Berlin

SALES AND EBIT RESULTS AND ESTIMATES



Charts 1 & 2

Source: OPENLiMiT, First Berlin

**FIRST BERLIN RECOMMENDATION & PRICE TARGET HISTORY**

| Report No. | Date of publication | Previous day closing price | Recommendation | Price target | Interim high | % change to high |
|----------------|---------------------|----------------------------|----------------|--------------|--------------|------------------|
| Initial Report | 10 October 2005 | €4.20 | Buy | €5.20 | - | - |
| 2...10 | ↓ | ↓ | ↓ | ↓ | ↓ | ↓ |
| 11 | 20 August 2008 | €1.78 | Strong Buy | €5.00 | €1.80 | 1.1% |
| 12 | 25 August 2008 | €1.72 | Strong Buy | €5.00 | €1.76 | 2.3% |
| 13 | 8 October 2008 | €1.37 | Strong Buy | €5.00 | €1.37 | 0.0% |
| 14 | Today | €1.30 | Strong Buy | €5.00 | - | - |

Wladislaw Guentner
Simon Scholes

First Berlin
Equity Research GmbH

Lennéstrasse 9
10785 Berlin

Tel. +49 (0)30 - 916 84 101
Fax +49 (0)30 - 80 93 96 87

info@firstberlin.com
www.firstberlin.com

FIRST BERLIN POLICY

In an effort to assure the independence of First Berlin research neither analysts nor the company itself trade or own securities in subject companies. In addition, analysts' compensation is not directly linked to specific financial transactions, trading revenue or asset management fees. Analysts are compensated on a broad range of benchmarks. Furthermore, First Berlin receives no compensation from subject companies in relation to the costs of producing this report.

ANALYST CERTIFICATION

We, Wladislaw Guentner & Simon Scholes, certify that the views expressed in this report accurately reflect our personal and professional views about the subject company; and we certify that our compensation is not directly linked to any specific financial transaction including trading revenue or asset management fees; neither is it directly or indirectly related to the specific recommendation or views contained in this research. In addition, we possess no shares in the subject company.

INVESTMENT RATING SYSTEM

First Berlin's investment rating system is five tiered and includes an investment recommendation and a risk rating. Our recommendations, which are a function of our expectation of total return (forecast price appreciation and dividend yield) in the year specified, are as follows:

STRONG BUY: Expected return greater than 50% and a high level of confidence in management's financial guidance

BUY: Expected return greater than 25%

ADD: Expected return between 0% and 25%

REDUCE: Expected negative return between 0% and -15%

SELL: Expected negative return greater than -15%

Our risk ratings are Low, Medium, High and Speculative and are determined by ten factors: corporate governance, quality of earnings, management strength, balance sheet and financing risk, competitive position, standard of financial disclosure, regulatory and political uncertainty, company size, free float and other company specific risks. These risk factors are incorporated into our valuation models and are therefore reflected in our price targets. Our models are available upon request to First Berlin clients.

Up until 16 May 2008, First Berlin's investment rating system was three tiered and was a function of our expectation of return (forecast price appreciation and dividend yield) over the specified year. Our investment ratings were as follows: BUY: expected return greater than 15%; HOLD: expected return between 0% and 15%; and SELL: expected negative return.

ADDITIONAL DISCLOSURES

This report is not constructed as an offer to sell or the solicitation of an offer to buy any security in any jurisdiction where such an offer would be illegal. We are not soliciting any action based upon this material. This material is for the general information of clients of First Berlin. It does not take into account the particular investment objectives, financial situation or needs of individual clients. Before acting on any advice or recommendation in this material, a client should consider whether it is suitable for their particular circumstances and, if necessary, seek professional advice. The material is based upon information that we consider reliable, but we do not represent that it is accurate or complete, and it should be relied upon as such. Opinions expressed are our current opinions as of the date appearing on this material only; such opinions are subject to change without notice.

Copyright © 2008 First Berlin Equity Research GmbH. All rights reserved. No part of this material may be copied, photocopied or duplicated in any form by any means or redistributed without First Berlin's prior written consent. The research is not for distribution in the USA or Canada. When quoting please cite First Berlin as the source. Additional information is available upon request.